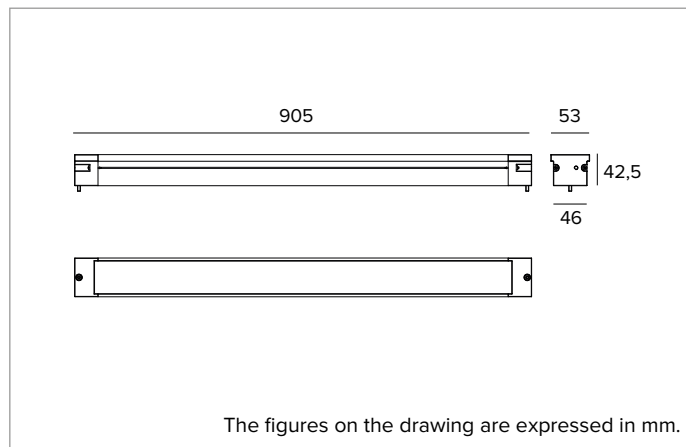


## 1E4329 | JEDI COMPACT Outdoor RGBW Recessed

### Powerful recessed linear RGBW LED projector



The fixture's photometric values can be found on the following pages



The figures on the drawing are expressed in mm.

#### SOURCE

Linear Mid Power Quad-chip RGBW LED board. Color temperature of the white source: 3000K.

**Energy efficiency class:** G

**Nominal power:** 36W

**Nominal flux:** See photometries

**CCT nominal:** See photometries

**Lifetime (L80/B10):** >50000h tq +25°C

#### ILLUMINOTECHNICAL CHARACTERISTICS

Internal optical system composed of a primary cylindrical glass lens, a high reflectance anodised aluminium reflector and an integrated holographic filter. Wall Washer version.

**Optic:** WALL WASHER

**Beam angles:** WW

**Optical efficiency:** 73%

**Fixture flux:** See photometries

**Luminous efficacy:** See photometries

**Photobiological safety:** Compliant with RG1 low risk group

#### MECHANICAL CHARACTERISTICS

Extruded anodised aluminium 15µ body. Extra clear 5mm thick glass flat screen.

**Colour and finish:** Aluminium

**Dimensions:** L=905mm

**Weight:** 2.6Kg

**Version:** REMOTE DRIVER

**Degree of protection:** IP66,IP67,IP68,IP69

**Mechanical Resistance:** IK08

#### ELECTRICAL CHARACTERISTICS

Remote driver version. Controlled using DMX-RDM protocols that allow to programme the fixture remotely (no dip-switch) using the DMX data line. Precabled with 1m 8x0.5mm<sup>2</sup> cable (Ø 8.5mm). Programming the fixtures is done using the USB-RDM programmer that is available as an accessory.

**Fixture Power:** See photometries

**Power supply:** 500mA

**Insulation Class:** CLASS 3

**Driver included:** NO

**Class F:** YES

**Ambient temperature:** -25°C / +35°C

#### INSTALLATION

To be completed with an anodised aluminium outer casing suitable for in-line installation and external looping.

#### NOTES

LMS Casambi wireless control available on request. Photometries show the maximum emission values of fixtures. Uses the "Waterblock Smart" technical solution that involves resin coating the connection cables, limiting the risk of humidity reaching the driver or the fixture. Values related to the power consumption of the fixture do not take into account the consumption of the accessory driver, which depends on the choice of driver. IP68: the projector is not suitable for permanent underwater installation but can withstand temporary accidental immersion to a depth of 2 metres (max.24h). IP69: IEC/EN 60529 standard compliant. Commissioning of the control system via free APP; the intervention of a specialist technician can be quoted on request.

#### WARRANTY

5 years.

#### WARNING

Luminaire designed for disposal/recycling at end-of-life. Replaceable (LED only) light source by a professional.

Due to the technological evolution of the electronic components, the data provided may be updated, and as such, confirmation must be requested during the order process.

Luminous flux and power supply have +/-10% tolerances with respect to the indicated value. tq +25°C (CIE 121).

We reserve the right to make technical changes.

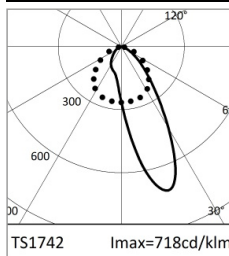
Targetti Sankey S.r.l.  
Via Pratese, 164  
50145 Firenze - Italy  
Tel: +39 055 37911  
targetti.com  
targetti@targetti.com

CCIAA Firenze  
Share Capital:  
€ 500.000,00  
VAT N. (IT):  
01537660480  
R.E.A: FI-275656

**TARGETTI**

# 1E4329 | JEDI COMPACT Outdoor RGBW Recessed

## Powerful recessed linear RGBW LED projector



		H(m)	D1(m)	D2(m)	E <sub>max</sub> (lx)		
		-	30°	77°			
Fixture Power	36W	1	0.59	1.68	1686		
Source Flux	2691lm	2	1.18	3.36	421		
Fixture Flux	1962lm	3	1.77	5.04	187		
Efficacy	54lm/W	4	2.36	6.72	105		
TS1742	I <sub>max</sub> =718cd/klm	I <sub>max</sub>	1932cd	5	2.95	8.40	67



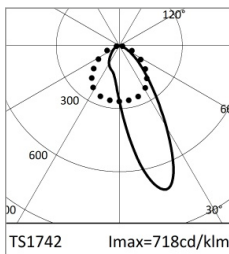
		H(m)	D1(m)	D2(m)	E <sub>max</sub> (lx)		
		-	30°	77°			
Fixture Power	26W	1	0.59	1.68	960		
Source Flux	1533lm	2	1.18	3.36	240		
Fixture Flux	1118lm	3	1.77	5.04	107		
Efficacy	43lm/W	4	2.36	6.72	60		
TS1742	I <sub>max</sub> =718cd/klm	I <sub>max</sub>	1100cd	5	2.95	8.40	38

### RGBW

Fixture Power	36W
Nominal flux	2691lm
Fixture flux	1962lm
Luminous efficacy	55lm/W

### RGB

Fixture Power	26W
Nominal flux	1533lm
Fixture flux	1118lm
Luminous efficacy	43lm/W



	3000K	H(m)	D1(m)	D2(m)	E <sub>max</sub> (lx)		
		-	30°	77°			
Fixture Power	10W	1	0.59	1.68	822		
Source Flux	1312lm	2	1.18	3.36	205		
Fixture Flux	957lm	3	1.77	5.04	91		
Efficacy	101lm/W	4	2.36	6.72	51		
TS1742	I <sub>max</sub> =718cd/klm	I <sub>max</sub>	942cd	5	2.95	8.40	33



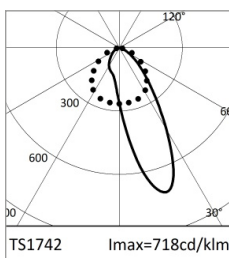
		H(m)	D1(m)	D2(m)	E <sub>max</sub> (lx)		
		-	30°	77°			
Fixture Power	7W	1	0.59	1.68	296		
Source Flux	472lm	2	1.18	3.36	74		
Fixture Flux	344lm	3	1.77	5.04	33		
Efficacy	50lm/W	4	2.36	6.72	18		
TS1742	I <sub>max</sub> =718cd/klm	I <sub>max</sub>	339cd	5	2.95	8.40	12

### WHITE

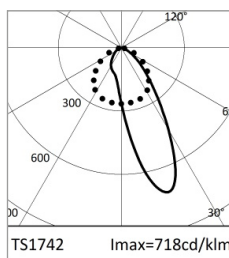
CCT nominal	3000K
Fixture Power	10W
Nominal flux	1312lm
Fixture flux	957lm
Luminous efficacy	101lm/W

### RED

Fixture Power	7W
Nominal flux	472lm
Fixture flux	344lm
Luminous efficacy	50lm/W



		H(m)	D1(m)	D2(m)	E <sub>max</sub> (lx)		
		-	30°	77°			
Fixture Power	10W	1	0.59	1.68	605		
Source Flux	965lm	2	1.18	3.36	151		
Fixture Flux	704lm	3	1.77	5.04	67		
Efficacy	72lm/W	4	2.36	6.72	38		
TS1742	I <sub>max</sub> =718cd/klm	I <sub>max</sub>	693cd	5	2.95	8.40	24



		H(m)	D1(m)	D2(m)	E <sub>max</sub> (lx)		
		-	30°	77°			
Fixture Power	10W	1	0.59	1.68	119		
Source Flux	190lm	2	1.18	3.36	30		
Fixture Flux	139lm	3	1.77	5.04	13		
Efficacy	15lm/W	4	2.36	6.72	7		
TS1742	I <sub>max</sub> =718cd/klm	I <sub>max</sub>	136cd	5	2.95	8.40	5

### GREEN

Fixture Power	10W
Nominal flux	965lm
Fixture flux	704lm
Luminous efficacy	72lm/W

### BLUE

Fixture Power	10W
Nominal flux	190lm
Fixture flux	139lm
Luminous efficacy	15lm/W

Due to the technological evolution of the electronic components, the data provided may be updated, and as such, confirmation must be requested during the order process. Luminous flux and power supply have +/-10% tolerances with respect to the indicated value. tq +25°C (CIE 121).

We reserve the right to make technical changes.

Targetti Sankey S.r.l.  
Via Pratese, 164  
50145 Firenze - Italy  
Tel: +39 055 37911  
targetti.com  
targetti@targetti.com

CCIAA Firenze  
Share Capital:  
€ 500.000,00  
VAT N. (IT):  
01537660480  
R.E.A.: FI-275656



## 1E4329 | JEDI COMPACT Outdoor RGBW Recessed

### Powerful recessed linear RGBW LED projector

#### Related codes

##### Power Supply

Code
<b>1E4271</b>

DMX RDM 4 channel RGBW driver - 500mA.  
50W, LxHxP=250x82x140mm, 120-277Vac.  
IP68 gray powder coated aluminum box.

##### Insertion Box

L mm	H mm	P mm	Code
909	58	94	<b>1E3731</b>

Aluminium outer casing for Jedi Compact with remote driver.

#### Accessories

##### Connector



Code
<b>1E4362</b>

Linear connection box IP66/IP68.  
8 poles.

##### Tool



Code
<b>1E3305</b>

Tightening wrench for the connector kit.

#### Control systems



Code
<b>1E2767</b>

USB-RDM Programmer code.  
DMX-RDM (Remote Device Management) address planner.  
Used with the "RDM Targetti" software that can be downloaded for free from the Targetti website download section.  
To be used with all RGBW products.  
The USB-RDM programmer manages to direct DMX-RDM fixtures if there are no BUFFER or Splitter DMXs on the section.  
Please refer to the instructions for more details.



Code
<b>A077</b>

my-SCENARIO Show Store.  
Programmable DMX interface that integrates the latest innovations in lighting control in architectural and entertainment applications.  
It features USB Type-C and Ethernet ports for programming and remote control.  
The unit can be fully programmed with ESA Pro 2 software (available for Windows and Mac users) or via mobile applications such as Arcolis (available for iOS or Android devices).  
It can be fully customised: pixel mapping, triggering management, patch configuration and much more.  
The system offers great possibilities for the control of your lighting installation: multi zone control (allowing the management of up to 5 independent zones), extended triggers (time/date, Sunrise/Sunset, input ports, TCP/UDP commands), 16-bit channels management, full recovery after power loss, up to 99 total scenes, and 1024+ DMX channels.  
The intuitive backlit keyboard comes with 10 preset buttons for a user friendly experience.

*Due to the technological evolution of the electronic components, the data provided may be updated, and as such, confirmation must be requested during the order process.*  
*Luminous flux and power supply have +/-10% tolerances with respect to the indicated value. tq +25°C (CIE 121).*

We reserve the right to make technical changes.

Targetti Sankey S.r.l.  
Via Pratese, 164  
50145 Firenze - Italy  
Tel: +39 055 37911  
targetti.com  
targetti@targetti.com

CCIAA Firenze  
Share Capital:  
€ 500.000,00  
VAT N. (IT):  
01537660480  
R.E.A.: FI-275656

**TARGETTI**

## 1E4329 | JEDI COMPACT Outdoor RGBW Recessed

### Powerful recessed linear RGBW LED projector

#### Control systems



Code

**1T6499**

myScenario Wall.

DMX controller with a glass touch sensitive screen for architectural applications.

It can control two different DMX universes (2x 512 channels).

Stand alone function or connected to a computer using a USB port.

Software for creating scenarios (that can be downloaded from the Targetti website) included.

It can manage 10 different lighting zones and 50 scenarios per zone.

The touch keys on the front make it possible to modify and recall programmed scenarios.

USB cable included.

To be used with all RGBW products.

*Due to the technological evolution of the electronic components, the data provided may be updated, and as such, confirmation must be requested during the order process.*

*Luminous flux and power supply have +/-10% tolerances with respect to the indicated value. tq +25°C (CIE 121).*

*We reserve the right to make technical changes.*

Targetti Sankey S.r.l.  
Via Pratese, 164  
50145 Firenze - Italy  
Tel: +39 055 37911  
targetti.com  
targetti@targetti.com

CCIAA Firenze  
Share Capital:  
€ 500.000,00  
VAT N. (IT):  
01537660480  
R.E.A: FI-275656

# TARGETTI